



**Thermo Scientific
Gallery and Gallery Plus**
Discrete Photometric Systems

Speed and flexibility

Automate your environmental and industrial analysis

Food and Beverage Testing
Water Quality Monitoring
Nutrient Analysis

Thermo
SCIENTIFIC

Increase efficiency...

with automated discrete photometry

Thermo Scientific™ Gallery™ and Gallery™ Plus discrete analyzers are easy to use, automated systems that allow laboratories to simplify their testing with the dual benefits of time and cost savings. All necessary analysis steps are automated, providing true walk-away time for the operator. Self-contained benchtop Gallery analyzers occupy a small footprint, facilitating installation in any size laboratory.

Improve productivity...

reproducible results in minutes

The discrete cell technology of Gallery analyzers offers faster, reproducible results with less sample and reagent waste. All necessary analysis steps are automated and low detection levels can be achieved. This technology has been successfully adapted to over 50 food and beverage and environmental applications.

- Automatic start up and shut down protocols; no warm up time required.
- Samples and reagents can be loaded without interrupting the current cycle.
- Identification is automated by a barcode reader.
- Accommodates a variety of sample cups and primary tubes.
- Minimal sample pretreatment required.
- Several blanking possibilities eliminate sample matrix effects.
- Dilutions and repeat analyses are handled automatically.
- Results are ready within minutes with a realized reduction in hands-on time.
- User interface is easy to operate, making information management simple.




Flexible and easy to use...

parallel measurement of multiple analytes

Once loaded all steps of the analysis process are fully automated. The Gallery analyzer includes a combined sample and reagent disk for a maximum capacity of 45 samples with the ability to run as many as 200 tests per hour. The Gallery Plus analyzer can accommodate 54 samples and 42 reagents in its separated sample and reagent disks with the capability to run as many as 350 tests per hour.

Both Gallery instruments provide an integrated platform for two measurement techniques, photometric and electrochemical (ECM) which can be run simultaneously. Parallel determination of several analytes from a single sample as well as the presence of several automated features ensures analytical efficiency. Each individual reaction cell is isolated and temperature stabilized enabling highly controlled reaction conditions.

- Applications include food, beverage, water, soil, and industrial quality control.
- No risk of carry-over or requirement to wash glassware.
- Measurements cover a large concentration range with excellent reproducibility.
- User-specific applications can be developed to meet individual testing needs.
- An integrated platform, photometric and electrochemical, which can be run in parallel.
- No need for an external source of water.




Gallery Plus analyzer interior




Cuvette loader



Mixer arm



Incubator range from 25 to 60 °C



Optional electrochemical unit



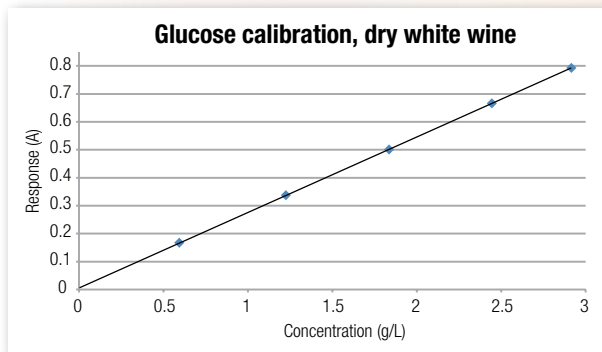
Self-contained water tank

Results available quickly

Versatile Analysis

In wine production, sugars, acids, alcohol, and sulfite analysis are important parameters for production and quality control. Gallery analyzers require no advanced preparation time and samples can be added at any time without interrupting the current run. Multiple tests can be

done on a single sample with accurate, reproducible results available in as little as ten minutes. Method changeover time is eliminated since each reaction occurs in an individual cuvette.

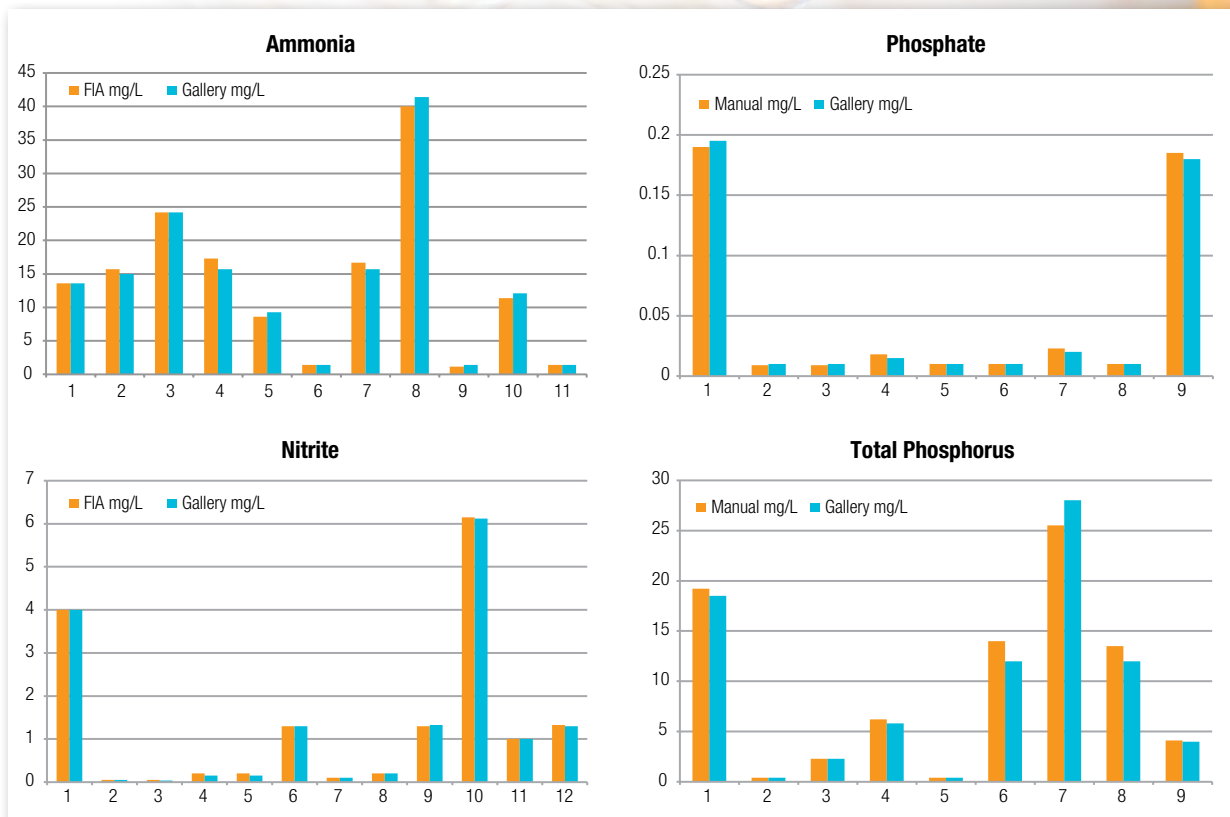


Sample	Response (A)	Results (g/L)	Reference (g/L)
Water	0.001	-0.016	0
Dry Wine 1	0.167	0.598	0.586
Dry Wine 2	0.337	1.226	1.22
Dry Wine 3	0.502	1.837	1.83
Dry Wine 4	0.666	2.445	2.44
Dry Wine 5	0.793	2.915	2.928

Efficient Analysis

Wastewater and process water need to be tested for many analytes including ammonia, nitrite and phosphorus. Gallery analyzers are flexible, can accommodate multiple sample types, and simultaneously analyze various parameters. Testing is efficient, hands-on time is significantly reduced, and waste is

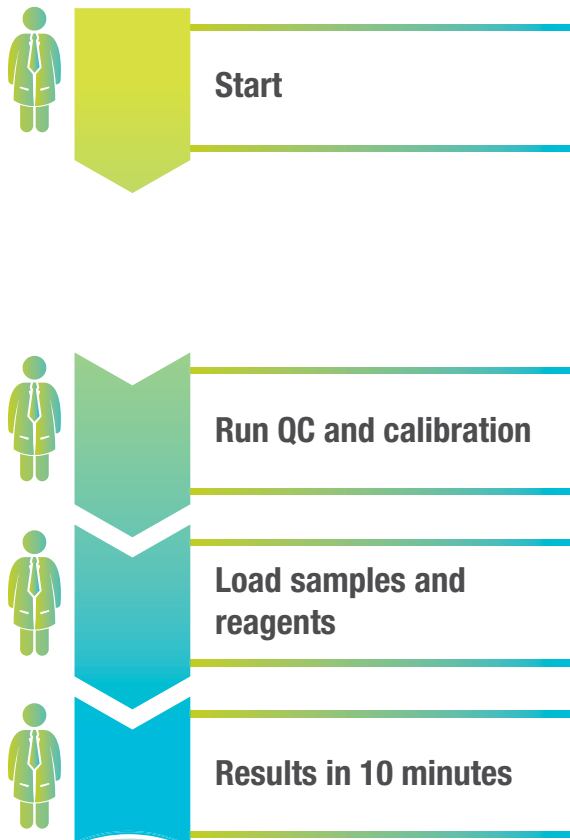
minimized. These instruments are easy to use and need no additional priming or method changeover time. Results are available quickly even if additional tests are requested that interrupt the routine workflow.



Automated discrete analysis...

reduce hands-on time in your analytical process

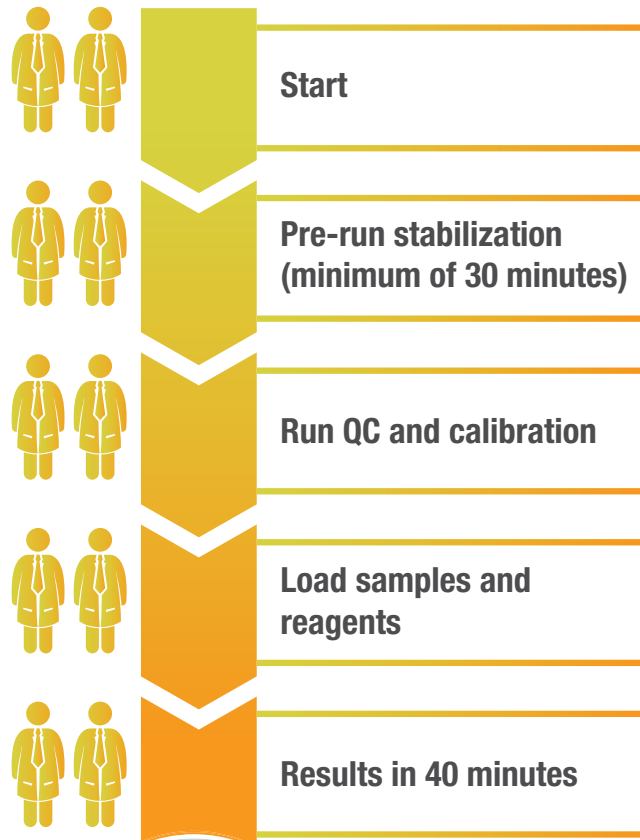
Discrete Analyzer Workflow



Notes:

- Virtually unlimited simultaneous analysis of multiple analytes.
- Easy to operate with true walk-away freedom for the technician.
- Sample volume in μL reducing reagent and waste disposal costs.

Standard Continuous Flow Analysis (CFA) or Segmented Flow Analysis (SFA) Workflow



Notes:

- Runs up to 6 tests simultaneously.
- Requires 1–2 dedicated, skilled technicians to monitor the run.
- Sample volume in mL increasing reagent and waste disposal costs.

A complete system solution...

using Thermo Scientific system reagents

Thermo Scientific reagents are ready to go, saving the technician's time and reducing errors. The unique low volume cuvette design guarantees small reagent volumes, minimizes reagent waste, and as a result reduces reagent costs. Optimized kit sizes and on-board stability further minimize the amount of waste produced and increase cost efficiency.

Ensuring confidence in the quality of results, the methods used for analysis with Gallery analyzers are well known enzymatic and colorimetric chemistries optimized to international reference methods. In addition, certified reagents offer lot traceability and ease of use.

- Continuous monitoring of volume, lot, and expiration date provides real time reagent information.
- Up to 15 times less reagent volumes are used when compared to manual methods.
- A wide range of calibration standards ensure accurate results.



white wine • red wine • rosé wine • sparkling wine
apple juice • orange juice • black currant juice • raspberry juice

Thermo Scientific System Reagents for Wine and Juice Testing

Acetaldehyde	Total Iron
Acetic Acid	D-Isocitric Acid
Alpha-Amino Nitrogen (NOPA)	D-Lactic Acid
Ammonia	L-Lactic Acid
L-Ascorbic Acid	Magnesium
Calcium	L-Malic Acid
Citric Acid	Oxalic Acid
Color	Potassium
Copper	Tartaric Acid
D-Fructose	Total Acids
D-Gluconic Acid	Total Polyphenol
D-Glucose	SO ₂ Free
D-Glucose + D-Fructose	SO ₂ Total
D-Glucose + D-Fructose + Sucrose	Sucrose (Total Glucose)
Glycerol	

Other Food Testing Parameters with System Reagents

Cholesterol
Beta-Hydroxybutyrate
Lactose (Glucose)
Urea (Ammonia)



surface water • wastewater • process water • sludge
seawater • ground water • mineral water • drinking water

Thermo Scientific System Reagents for Water and Soil Testing

Alkalinity	Nitrate
Ammonia	Nitrite
Calcium	pH
Chloride	Phosphate
Chromium (VI)	Silica
Conductivity	Sulphate
Fluoride	Total Hardness
Iron (Ferrous)	Urea (Ammonia)
Magnesium	



Experience robust testing



	Gallery Analyzer	Gallery Plus Analyzer
Total Capacity	Up to 200 photometric tests per hour	Up to 350 photometric tests per hour
Sample Capacity	Maximum of 45 using 5 nine position sample racks and 1 six position reagent rack	Maximum of 54 using 6 nine position sample racks
Reagent Capacity	Maximum of 30 using 1 nine position sample rack and 5 six position reagent racks	Maximum of 42 reagent positions
Walk-away Time	Up to 2 hours	Up to 3 hours
Water Consumption	1.5 liters per hour	2.5 liters per hour
Dimensions	75 cm W × 70 cm D × 62 cm H (closed) 75 cm W × 70 cm D × 130 cm H (open) 27.5 in W × 27.6 in D × 24.4 in H (closed) 27.5 in W × 27.6 in D × 57 in H (open)	94 cm W × 70 cm D × 62 cm H (closed) 94 cm W × 70 cm D × 130 cm H (open) 37 in W × 27.6 in D × 24 in H (closed) 37 in W × 27.6 in D × 51 in H (open)
Weight	85 kg (187 lbs)	110 kg (242 lbs)
Additional Features	Continuous access to samples, reagents, and cuvettes without interrupting the test cycle. Spectral range from 275–880 nm with different filter configurations available. Bi-directional LIMS connection available. Optional electrochemical unit available for conductivity and pH measurements.	

thermoscientific.com/gallery
thermoscientific.com/galleryplus

©2014 Thermo Fisher Scientific Inc. All rights reserved. ISO is a trademark of the International Standards Organization.
 All other trademarks are the property of Thermo Fisher Scientific and its subsidiaries. Specifications, terms and pricing are subject to change.
 Not all products are available in all countries. Please consult your local sales representative for details.



Africa +43 1 333 50 34 0
Australia +61 3 9757 4300
Austria +43 810 282 206
Belgium +32 53 73 42 41
Brazil +55 11 3731 5140
Canada +1 800 530 8447
China 800 810 5118 (free call domestic)
 400 650 5118

Denmark +45 70 23 62 60
Europe-Other +43 1 333 50 34 0
Finland +358 9 3291 0200
France +33 1 60 92 48 00
Germany +49 6103 408 1014
India +91 22 6742 9494
Italy +39 02 950 591

Japan +81 6 6885 1213
Korea +82 2 3420 8600
Latin America +1 561 688 8700
Middle East +43 1 333 50 34 0
Netherlands +31 76 579 55 55
New Zealand +64 9 980 6700
Norway +46 8 556 468 00

Russia/CIS +43 1 333 50 34 0
Singapore +65 6289 1190
Sweden +46 8 556 468 00
Switzerland +41 61 716 77 00
Taiwan +886 2 8751 6655
UK/Ireland +44 1442 233555
USA +1 800 532 4752

Thermo SCIENTIFIC

A Thermo Fisher Scientific Brand